

## QUALIFICATION FILE – PM Vishwakarma

### Carpenter (Advance)

NCrF/NSQF Level: 3

**Submitted By:**

Furniture and Fittings Skill Council (FFSC)

Chief Executive Officer

407-408, 4th Floor, DLF City Court, MG Road

Sikenderpur, Gurgaon (Haryana)- 122 002

Tel: 91 124 4513900

Email Id: info@ffsc.in

Table of Contents

Section 1: Basic Details ..... 3

Section 2: Tools and Equipment Details ..... 5

Section 3: Performance Criteria & Assessment Criteria ..... 8

Section 4: Trainers & Assessors ..... 17

Annexure: Acronym and Glossary ..... 18

## Section 1: Basic Details





1.	PM Vishwakarma -Qualification Name	Carpenter (Advanced)															
2.	Sector	Furniture and Fittings															
3.	Related Qualification Available on NQR	Name: Assistant Carpenter (FFS/Q2201)	NQR Code & version: NG-03-WC-02328-2024-V1-FFSC														
4.	National Qualification Register (NQR) Code & Version		5. NCrF/NSQF Level: 3														
6.	Brief Description of the Job Role	This qualification is designed to elevate participants with their woodworking and project execution skills with a strong emphasis on precision. The program prioritizes employability, refining communication and problem-solving, while also imparting marketing expertise, digital literacy for online presence, and financial literacy for effective business management and sustained growth. This comprehensive program equips carpenters not only with technical proficiency but also with the strategic tools needed to thrive in a dynamic market environment.															
7.	Eligibility Criteria for Entry for a Student/Trainee/Learner/Employee	Certified Vishwakarma’s who have completed basic training and repaid their ‘Enterprise Development Loan’ in a minimum of one year period															
8.	Credits Assigned to this Qualification, Subject to Assessment	4	9. Common Cost Norm Category (I/II/III): I														
10.	Any Licensing Requirements for Undertaking Training on This Qualification	Not required.															
11.	Training Duration by Modes of Training Delivery	<table><tr><th>Modules</th><th>Notional Hours (hh:mm)</th></tr><tr><td>Usage of new age machinery/tools/equipment</td><td>45:00 hours</td></tr><tr><td>Entrepreneurship skills, Design workshops, BIS modules</td><td>30:00 hours</td></tr><tr><td>Advanced Digital Skills</td><td>15:00 hours</td></tr><tr><td>Advanced Financial Skills</td><td>15:00 hours</td></tr><tr><td>Advanced Marketing and Outreach Skills</td><td>15:00 Hours</td></tr><tr><td>Total</td><td>120:00 Hours</td></tr></table>		Modules	Notional Hours (hh:mm)	Usage of new age machinery/tools/equipment	45:00 hours	Entrepreneurship skills, Design workshops, BIS modules	30:00 hours	Advanced Digital Skills	15:00 hours	Advanced Financial Skills	15:00 hours	Advanced Marketing and Outreach Skills	15:00 Hours	Total	120:00 Hours
Modules	Notional Hours (hh:mm)																
Usage of new age machinery/tools/equipment	45:00 hours																
Entrepreneurship skills, Design workshops, BIS modules	30:00 hours																
Advanced Digital Skills	15:00 hours																
Advanced Financial Skills	15:00 hours																
Advanced Marketing and Outreach Skills	15:00 Hours																
Total	120:00 Hours																







12.	Is the Qualification Amenable to Persons with Disability	<input type="checkbox"/> Yes <input checked="" type="checkbox"/> No If “Yes”, specify applicable type of Disability:	
13.	Name and Contact Details Submitting / Awarding Body SPOC	<b>Name:</b> Mr. Rahul Mehta <b>Email:</b> ceo@ffsc.in <b>Contact No.:</b> +91 124 4513900 <b>Website:</b> ffsc.in	
14.	Final Approval Date by NSQC: 15 <sup>th</sup> March 2024	15. Validity Duration: 3 year Co-terminus with the PM Vishwakarma Scheme subject to midway changes in the qualification	16. Next Review Date: 15 <sup>th</sup> March 2027


## Section 2: Tools and Equipment Details

### List of Tools and Equipment

**Batch Size:** 20-30 candidates

S. No.	Tool / Equipment Name	Specification	Quantity for specified Batch size	Tool Image/ Image URL
1	Combi Planer	1.5-3HP motor 12-15-inch cutting width 1/8-6-inch thickness capacity	1	
2	Miter saw	10-12-inch blade 15-amp motor power	1	
3	Dust collector	1-2 HP motor 600-1,000 CFM airflow 2-4-inch inlet	1	
4	Sanding machine	1-3 HP motor 6-12-inch sanding disc or belt	1	

5	Air Brad Nailer	16 – 18 Gauge nail capacity 70-120 PSI operating pressure A magazine with a 100-nail capacity	1	
6	Compressor	2 - 6 Gallon tank 2-6 CFM at 90 PSI output	1	
7	Safety Glasses	110 GM	30	
8	Safety Gloves	Polyvinyl Chloride Type	30	
9	Safety Shoes	Synthetic Leather Upper, Chemical Resistant, Waterproof	30	
10	Woodworking Bench	Modular in nature 750 mm height Material: Wood	3	

11	Mobile Phone	Smart Phone	30	
12	WIFI/ Mobile internet	5G/4G/3G, 10 MBps		

#### Classroom Aids

The aids required to conduct sessions in the classroom are:

1. PC/Laptop
2. Screen Projector
3. Screen
4. Marker
5. White Board
6. Duster

## Section 3: Performance Criteria & Assessment Criteria

### 1. Description:

This qualification is designed to elevate participants with their woodworking and project execution skills with a strong emphasis on precision. The program prioritizes employability, refining communication and problem-solving, while also imparting marketing expertise, digital literacy for online presence, and financial literacy for effective business management and sustained growth. This comprehensive program equips carpenters not only with technical proficiency but also with the strategic tools needed to thrive in a dynamic market environment.

### 2. Scope:

The scope covers the following:

#### 1. Advanced training on working with the listed modern tools and equipment for Carpenters:

- Setting up and organizing the workplace
- Advanced Tools for Carpentry
- Technical Drawing
- Efficient Woodworking and Advanced Techniques
- Modular Furniture

#### 2. Entrepreneurship Skills and Design Innovations in Carpentry:

- BIS Standards in Carpentry
- Entrepreneurship Fundamentals
- Design, Innovation, and Materials
- Finance and Business Growth
- Communication and Pitching
- Business Sustainability and Growth Strategies



3. Advanced Digital Skills:

- Advanced features of using mobile phones (Smart Phones)
- Using advanced Internet and mobile applications (Apps)
- Privacy and security related to Internet and mobile phones.

4. Advanced Financial Skills:

- Importance of being financially literate
- Managing bank account
- Managing Loans
- Basic Understanding of taxes
- Using advanced features of digital payment applications
- Awareness and Prevention of Financial Frauds

5. Advanced Marketing and Outreach Skills:

- Marketing and Customer insights
- Quality assurance and certification in craftsmanship
- Brand identity and promotion strategies
- E-Commerce management for Artisans
- Building Trade Network for Craft Business
- Trade Fairs and Exhibitions

**3. Performance Criteria & Assessment Criteria:**

S. No.	Performance Criteria	Assessment Criteria			
		Theory Marks	Practical Marks	Project Marks	Viva Marks
Advanced training on working with the listed modern tools and equipment for Carpenters		20	70		10
Setting up and organizing the workplace		4	10		5
PC 1.	organize and maintain the worksite effectively				
PC 2.	perform the safe storage of tools and equipment				
PC 3.	ensure proper maintenance and calibration of tools				
PC 4.	employ efficient methods in keeping a worksite clean				
PC 5.	perform debris removal and dispose of waste appropriately after work completion				
PC 6.	perform the selection and organization of the suitable workbenches for various carpentry tasks				
Advanced Tools for Carpentry		4	20		
PC 7.	employ safety measures for operating advanced tools and machinery				
PC 8.	identify and select the right tools for specific tasks				
PC 9.	demonstrate the process of operating and handling a stationary combi planner machine				
PC 10.	demonstrate the process of operating and handling a mitre saw machine				
PC 11.	operate and maintain a portable dust collector during machine usage				
PC 12.	practice the usage of portable electric sanding machine for surface finishing				
PC 13.	demonstrate the process of operating and handling a pneumatic air band nailer				
PC 14.	operate the compressor machine efficiently based on process requirement				
Technical Drawing		4	15		
PC 15.	read and accurately apply details from complex blueprints to carpentry projects				
PC 16.	develop technical drawings for carpentry projects with a focus on accuracy and adherence to standards				
PC 17.	produce orthographic projections based on technical drawings for carpentry projects				
PC 18.	apply technical drawing skills to solve practical carpentry challenges				
PC 19.	perform drawings modification to meet evolving project requirements				
Efficient Woodworking and Advanced Techniques		4	10		5
PC 20.	choose suitable wood species based on project requirements and characteristics				

S. No.	Performance Criteria	Assessment Criteria			
		Theory Marks	Practical Marks	Project Marks	Viva Marks
PC 21.	demonstrate efficiency in employing advanced techniques for material layout and cutting				
PC 22.	utilize advanced tools for efficient cutting, planing, and shaping				
PC 23.	apply modern strategies to minimize material wastage				
PC 24.	manage time effectively during various woodworking processes				
PC 25.	apply traditional and modern finishing techniques with precision				
<b>Modular Furniture</b>		4	15		
PC 26.	evaluate the creativity, functionality, and feasibility of the modular furniture design				
PC 27.	demonstrate an understanding of innovative concepts and their application in real-world scenarios				
PC 28.	demonstrate proficiency in building modular furniture units with a blend of traditional and modern construction methods				
PC 29.	demonstrate proficiency and efficiency in installing modular furniture				
PC 30.	conduct quality inspections post-installation with a blend of traditional craftsmanship and modern quality standards				
<b>Entrepreneurship Skills and Design Innovations in Carpentry</b>		30	70		
<b>BIS Standards in Carpentry</b>		5	10		
PC 1.	implement and adhere to BIS standards for the selection and usage of woodworking materials				
PC 2.	comply with specific BIS codes for wood, adhesives, finishes, and other relevant materials				
PC 3.	adhere to BIS quality control measures for ensuring product quality				
PC 4.	implement BIS standards for various carpentry processes, including cutting, shaping, and finishing				
<b>Entrepreneurship Fundamentals</b>		5	10		
PC 5.	display fundamental entrepreneurship principles relevant to carpentry				
PC 6.	recognize and assess potential business opportunities within carpentry				
PC 7.	display skills to identify and navigate through different stages of entrepreneurship journey in carpentry business				
PC 8.	develop a comprehensive professional portfolio showcasing carpentry skills and projects				
PC 9.	execute effective customer interaction and client servicing skills in simulated scenarios				

S. No.	Performance Criteria		Assessment Criteria			
			Theory Marks	Practical Marks	Project Marks	Viva Marks
Design, Innovation, and Materials			5	15		
PC 10.	research and practically apply current design elements and trends in carpentry					
PC 11.	demonstrate the compatibility to integrate sustainable materials into carpentry projects					
PC 12.	modify designs based on current market trends and customer preferences					
PC 13.	utilize technology tools to enhance carpentry designs effectively					
PC 14.	communicate and present design concepts persuasively to clients and stakeholders					
Finance and Business Growth			5	15		
PC 15.	develop a comprehensive financial plan with accurate projections					
PC 16.	conduct in-depth research on funding and investment opportunities for carpentry business growth					
PC 17.	create a business proposal exceeding industry standard in carpentry					
Communication and Pitching			5	10		
PC 18.	showcase skills in client communication and relationship management					
PC 19.	display efficient presentation techniques and public speaking skills					
PC 20.	demonstrate skills to deliver compelling business pitches for diverse audiences					
Business Sustainability and Growth Strategies			5	10		
PC 21.	conduct thorough research on potential expansion opportunities and collaboration strategies					
PC 22.	actively engage in networking activities and establish beneficial partnerships					
PC 23.	develop an in-depth and dynamic long-term growth plan for carpentry business					
Advanced Digital Skills			45	55		
Advanced features of using mobile phones (Smart Phones)			10	10		
PC 1.	use the mobile phone in a secure way by locking/unlocking phone/apps using various options like face recognition, fingerprint etc.					
PC 2.	use advanced camera features for business tasks, like scanning QR codes					
PC 3.	crop photos, take screenshots, and share them as attachments					
PC 4.	understand how to use features like conference calls, call recording, and call forwarding					
PC 5.	access and manage documents stored in different folders in phone. E.g. File folder, download folder, etc.					

S. No.	Performance Criteria	Assessment Criteria			
		Theory Marks	Practical Marks	Project Marks	Viva Marks
PC 6.	manage phone memory and data storage				
PC 7.	use other features of smartphone such as Airplane mode, Do Not Disturb, Bluetooth, other sharing services etc.				
PC 8.	using voice assistant on Smartphones for tasks like setting reminders, asking questions, etc.				
<b>Using advanced Internet and mobile applications (Apps)</b>		20	30		
PC 9.	connect to internet using Wi-Fi, Mobile Data				
PC 10.	how to secure various apps installed on phone				
PC 11.	using mobile applications to compress pictures and documents				
PC 12.	access, store, and share documents using Google Drive from your phone				
PC 13.	use apps for managing schedules and appointments				
PC 14.	utilize Advanced Features of WhatsApp, Gmail, Google Maps, Pay TM, and other social media applications such as Facebook and YouTube				
PC 15.	using Video conferencing features in different apps (Zoom etc.)				
PC 16.	create and improve business profiles on relevant social media platforms to reach more customers using features of geo-tagging				
PC 17.	interact with customers by responding to messages and comments promptly, and share business-related content effectively				
PC 18.	using applications for customer service interaction (chat and voice calls)				
PC 19.	usage of common applications like currency conversion, interest calculation etc.				
PC 20.	usage of apps to help in various trades like carpenter, tailor etc. (Measurement and calculation apps, find and obtain construction material, manage inventory, learn new techniques and best practices in their specific trade)				
<b>Privacy and security related to Internet and mobile phones</b>		15	15		
PC 21.	identification of authentic calls and blocking SPAM calls				
PC 22.	apply safe and ethical browsing practices (protecting identity) online privacy and the potential risks associated with social media use				
PC 23.	understand how to safely store passwords and apply the same				
PC 24.	identify common online harassment scenarios (e.g., hate speech etc., cyberbullying), prevention, consequences and ways to deal with them				

S. No.	Performance Criteria	Assessment Criteria			
		Theory Marks	Practical Marks	Project Marks	Viva Marks
PC 25.	understanding fake and real information, importance of verifying the content available on the net and also understanding the responsibility while sharing any content				
PC 26.	learn to identify deep fake AI generated frauds and reporting to the concerned authorities				
<b>Advanced Financial Skills</b>					<b>60</b>
<b>Importance of Being Financial Literate</b>					<b>10</b>
PC 1.	explain advanced financial terms such as long and short-term assets, liabilities, investments, debit, credit, etc.				
PC 2.	understand various types of business-related financial transactions and their uses in business scenarios				
PC 3.	describe various types of payment methods such as cheques, UPI, RTGS etc.				
PC 4.	use mobile applications and online platforms to track expenses and manage financial goals (mention some names)				
PC 5.	know about various Government schemes such as Pradhan Mantri Jan Dhan Yojana, Jeevan Jyoti Bima Yojana, Suraksha Bima Yojana, Sukanya Samridhi Yojana, National Pension Scheme (NPS), Atal Pension Yojna (APY)				
<b>Managing bank account</b>					<b>10</b>
PC 6.	know various banking services offered by bank such as transfer-receipt of money, deposit-withdrawal etc.				
PC 7.	operate ATM, Deposit Cash/ Cheque through machines or manually				
PC 8.	visit branch to operate and manage bank accounts				
PC 9.	use mobile and net banking to operate and manage bank accounts				
PC 10.	follow safety measures while managing bank accounts				
<b>Managing Loans</b>					<b>10</b>
PC 11.	know various types and features of secured and unsecured loans				
PC 12.	identify appropriate type of loan as per need, purpose, and loan terms and conditions				
PC 13.	select the loan repayment structure based on the interest rate and duration				
PC 14.	legal process for resolution of delay/ default in payment of loan instalment				
<b>Basic Understanding of taxes</b>					<b>10</b>
PC 15.	know various types of Taxes such as Income tax, Goods and Services Tax (GST), etc.				
PC 16.	explain simple terms related to taxation such as taxable income, tax rates, Tax Deductible at Source (TDS), Value of Goods etc.				
PC 17.	understand important concepts and applicability of income tax and GST				

S. No.	Performance Criteria	Assessment Criteria			
		Theory Marks	Practical Marks	Project Marks	Viva Marks
PC 18.	understand Basic guidelines for filing income tax and GST returns, including deadlines				
<b>Using advanced features of Digital Payment Applications</b>					10
PC 19.	install and configure Digital Payment Applications				
PC 20.	learn and practice advanced features of Digital Payment Applications such as wallets, bill payments, recharge etc.				
PC 21.	perform transactions using Digital Payment Applications such as UPI, RTGS, NEFT, IMPS etc.				
<b>Awareness and Prevention of Financial Frauds</b>					10
PC 22.	identify common online financial frauds and spams and associated potential risks				
PC 23.	apply safe and ethical practices for securing online transactions				
<b>Advanced Marketing and Outreach Skills</b>		50	50		
<b>Marketing and Customer Insights</b>		10	10		
PC 1.	conduct marketing activities for artisan products				
PC 2.	evaluate customer feedback to improve product offerings and marketing strategies				
<b>Quality Assurance and Certification in Craftsmanship</b>		10	10		
PC 3.	obtain relevant quality certifications such as e ISI mark, Agmark and Hallmark				
PC 4.	manage product quality as per quality standards				
<b>Brand Development and Promotion Strategies</b>		10	10		
PC 5.	understand brand identity to enhance sales and promotion				
PC 6.	promote products through social media and digital marketing				
PC 7.	leverage National Marketing Committee support in operations and logistics				
<b>E-Commerce Management for Artisans</b>		10	10		
PC 8.	onboarding e-commerce platform				
PC 9.	understand process of cataloguing the products and services of Vishwakarma's				
PC 10.	apply strategies for e-commerce linkage with GeM, Khadi India, MSME Mart				
<b>Building Trade Network for Craft Business</b>		5	5		
PC 11.	use digital marketing for wider reach and publicity of the Vishwakarma Scheme				
PC 12.	identify and collaborate with relevant Industry Bodies				
PC 13.	create links with suitable exporters and traders operating under the sector				

S. No.	Performance Criteria	Assessment Criteria			
		Theory Marks	Practical Marks	Project Marks	Viva Marks
Trade Fairs and Exhibitions		5	5		
PC 14.	participate in trade fairs, exhibitions related to the products				
PC 15.	set up collective display of PM Vishwakarma Products to associations of the artisan groups				
Grand Total Marks		145	245	0	70



## Section 4: Trainers & Assessors

1.	<b>Trainer's Qualification and experience in the relevant sector (in years)</b>	<p><b>Domain Trainer:</b></p> <ul style="list-style-type: none"> <li>a) ITI Instructors from Directorate General of Training (DGT) ecosystem who have preferably worked in the industry and have technical know-how about the operations of the modern listed tools in relevant trades</li> <li>b) Certified trainers from the NCVET recognized Awarding Bodies</li> <li>c) Working professionals from the industry or clusters who have good knowledge and experience about the working/ operations of the listed modern tools in the relevant trades</li> </ul> <p><b>Life Skills Trainer:</b></p> <ul style="list-style-type: none"> <li>a) ITI Instructors from Directorate General of Training (DGT) ecosystem*</li> <li>b) Certified trainers from the recognized Awarding Bodies*</li> </ul> <p><b>*Mandatory Training of Trainers (ToT) of existing certified trainers on entrepreneurship skills module</b></p>
2.	<b>Assessor's Qualification and experience in relevant sector (in years)</b>	<p><b>Assessor:</b></p> <ul style="list-style-type: none"> <li>a) Certified Assessors of the recognized Assessment Agencies</li> <li>b) Certified trainers may also get certified as an Assessor to conduct assessments in relevant trades (A Trainer can also act as an Assessor for a different location)</li> </ul>

## Annexure: Acronym and Glossary

### Acronym

Acronym	Description
<b>NCrF</b>	National Credit Framework
<b>NQR</b>	National Qualification Register
<b>NSQF</b>	National Skills Qualifications Framework
<b>FFSC</b>	Furniture and Fittings Skill Council
<b>GST</b>	Goods and Services Tax
<b>UPI</b>	Unified Payments Interface
<b>RTGS</b>	Real Time Gross Settlement
<b>NEFT</b>	National Electronic Funds Transfer
<b>IMPS</b>	Immediate Payment Service
<b>ISI</b>	Indian Standards Institute
<b>GeM</b>	Government e Marketplace
<b>MSME</b>	Ministry of Micro, Small & Medium Enterprises

### Glossary

Term	Description
<b>National Occupational Standards (NOS)</b>	NOS define the measurable performance outcomes required from an individual engaged in a particular task. They list down what an individual performing that task should know and also do.
<b>Qualification</b>	A formal outcome of an assessment and validation process which is obtained when a competent body determines that an individual has achieved learning outcomes to given standards
<b>Qualification File</b>	A Qualification File is a template designed to capture necessary information of a Qualification from the perspective of NSQF compliance. The Qualification File will be normally submitted by the awarding body for the qualification.
<b>Sector</b>	A grouping of professional activities on the basis of their main economic function, product, service or technology.