

QUALIFICATION FILE – PM Vishwakarma

Carpenter

NCrF/NSQF Level: 2.5

Submitted By:

Furniture and Fittings Skill Council (FFSC)

Chief Executive Officer

407-408, 4th Floor, DLF City Court, MG Road

Sikenderpur, Gurgaon (Haryana)- 122 002

Tel: 91 124 4513900

Email Id: info@ffsc.in

Table of Contents

Section 1: Basic Details 3

Section 2: Tools and Equipment Details 5

Section 3: Performance Criteria & Assessment Criteria 9

Section 4: Trainers & Assessors 20

Annexure: Acronym and Glossary 21

Annexure: Marketing and Branding 22

Section 1: Basic Details







1.	PM Vishwakarma -Qualification Name	Carpenter											
2.	Sector	Furniture and Fittings											
3.	Related Qualification Available on NQR	Name: Assistant Carpenter (FFS/Q2201)	NQR Code & version: 2022/WC/FFSC/06699										
4.	National Qualification Register (NQR) Code & Version	5. NCrF/NSQF Level: 2.5											
6.	Brief Description of the Job Role	This qualification is designed to upgrade the skills of existing carpenters by providing hands-on training in the safe and effective usage of modern power tools. Participants will learn how to operate various power tools, ensuring precision, efficiency, and safety in carpentry tasks. This qualification also included the self-employment skills required in small business planning, management, and expansion for Vishwakarma. It also includes government support and loans which a Vishwakarma can avail and utilize the benefits of ecommerce and digital payment applications for their small business.											
7.	Eligibility Criteria for Entry for a Student/Trainee/Learner/Employee	Existing Vishwakarmas' duly verified as per the Scheme											
8.	Credits Assigned to this Qualification, Subject to Assessment	1.5	9. Common Cost Norm Category (I/II/III): I										
10.	Any Licensing Requirements for Undertaking Training on This Qualification	Not required.											
11.	Training Duration by Modes of Training Delivery	<table border="1"> <thead> <tr> <th>Modules</th> <th>Notional Hours (hh:mm)</th> </tr> </thead> <tbody> <tr> <td>Upskilling on Modern Toolkit</td> <td>15:00 hours</td> </tr> <tr> <td>Employability and Entrepreneurial skills</td> <td>23:30 Hours</td> </tr> <tr> <td>Feedback and Interactive session</td> <td>01:30 Hours</td> </tr> <tr> <td>Total</td> <td>40:00 Hours</td> </tr> </tbody> </table>		Modules	Notional Hours (hh:mm)	Upskilling on Modern Toolkit	15:00 hours	Employability and Entrepreneurial skills	23:30 Hours	Feedback and Interactive session	01:30 Hours	Total	40:00 Hours
Modules	Notional Hours (hh:mm)												
Upskilling on Modern Toolkit	15:00 hours												
Employability and Entrepreneurial skills	23:30 Hours												
Feedback and Interactive session	01:30 Hours												
Total	40:00 Hours												
12.	Is the Qualification Amenable to Persons with Disability	<input type="checkbox"/> Yes <input checked="" type="checkbox"/> No If "Yes", specify applicable type of Disability:											








13.	Name and Contact Details Submitting / Awarding Body SPOC	Name: Mr. Rahul Mehta Email: ceo@ffsc.in Contact No.: +91 124 4513900 Website: ffsc.in	
14.	Final Approval Date by NSQC: 14 th September 2023	15. Validity Duration: Co-terminus with the PM Vishwakarma Scheme subject to midway changes in the qualification	16. Next Review Date: 14 th September 2026




Section 2: Tools and Equipment Details

List of Tools and Equipment

Batch Size: 20-30 candidates

S. No.	Tool / Equipment Name	Specification	Quantity for specified Batch size	Tool Image/ Image URL
1	Electric Hand Cutter	1050W, 13000 RPM 6 Month Warranty	5	
2	Trimmer/Hand Router (Power Tool)	550W, 33000 RPM 1 Year Warranty	5	
3	Drill Machine Set	450W, 1.5 KG 1 Year Warranty	5	
4	Electric Planner	710W, 1500 RPM 6 Month Warranty	5	
5	Hand Grinder	650W 6 Month Warranty	5	
6	Extension Power Cable	4 Mtr, 16A	5	

7	Safety Glasses	110 GM	30	
8	Safety Gloves	Polyvinyl Chloride Type	30	
9	Safety Shoes	Synthetic Leather Upper, Chemical Resistant, Waterproof	30	
10	Woodworking Bench	Modular in nature 750 mm height Material: Wood	5	
11	C- Clamps	Size: 8 inch Material: Cast Iron	30	
12	Marking Gauge	Size: 6 inch Material: Wood	5	
13	Carpenter Square	Size: 24 inch Material: SS	5	

14	Woodworking Pencil	Type: H3 or H4	5	
15	Bevel Square	Size: 6 inch Hardness. 30-40 HRC Thickness. 1-3mm.	5	
16	Mobile Phones (Digital Literacy, Self-Employment)		30	
17	Internet connection (Digital Literacy, Self-Employment)	5G/4G/3G, 10 Mbps	1	
18	Handbooks		30	

Classroom Aids

The aids required to conduct sessions in the classroom are:

1. PC/Laptop
2. Screen Projector
3. Screen
4. Marker
5. White Board
6. Duster
7. Smart Phone

Section 3: Performance Criteria & Assessment Criteria

1. Description:

This qualification is designed to upgrade the skills of existing carpenters by providing hands-on training in the safe and effective usage of modern power tools. Participants will learn how to operate various power tools, ensuring precision, efficiency, and safety in carpentry tasks. This qualification also included the self-employment skills required in small business planning, management, and expansion for Vishwakarma. It also includes government support and loans which a Vishwakarma can avail and utilize the benefits of ecommerce and digital payment applications for their small business.

2. Scope:

The scope covers the following:

1. Overview of PM Vishwakarma Scheme:

- Introduction to PM Vishwakarma scheme
- Benefits under PM Vishwakarma Scheme
- Processes and Procedures

2. Upskilling on working with the listed modern Tool- kit for Carpenter to perform operations using modern tools:

- Prepare the given power tool & safety gear for operation
- Operate and maintain the given power tools

3. Digital Literacy:

- Basics of using mobile phones (Feature phones and Smart Phones)
- Using Basic Internet and mobile applications (Apps)
- Privacy and security related to Internet and mobile phones

4. Financial Literacy:

- Importance of being financially literate
- Process of opening and operating a bank account
- Applying and managing loans

- Using Digital Tools for receipts and payments
- Selecting savings and insurance products
- Preparing and Maintaining Bahi- Khata (Book-keeping)
- Awareness and prevention of financial frauds
- Filing complaints on business related issues with appropriate authority

5. Marketing and Branding

- Introduction to Marketing and Branding
- Building Customers Relations.
- Physical and Digital Marketplaces
- Success stories of doing collective business

6. Self-Employment

- Introduction to Self-Employment
- Making a plan for small business.
- Managing and expanding business.
- Knowing Government schemes and using ecommerce platforms.

3. Performance Criteria & Assessment Criteria:

S. No.	Performance Criteria	Assessment Criteria			
		Theory Marks	Practical Marks	Project Marks	Viva Marks
Overview of PM Vishwakarma Scheme					20
Introduction to PM Vishwakarma scheme					5
PC 1.	Hon'ble Prime Minister's vision for artisans and craftspeople, who work with their hands and tools, are usually self-employed and are generally considered to be a part of the informal or unorganized sector of the economy				
PC 2.	Understanding of the scheme objective - to improve the quality and reach to ensure that the Vishwakarma are integrated with the domestic and global value chains				
PC 3.	Explain the scheme components: <ul style="list-style-type: none">○ Recognition: PM Vishwakarma Certificate and ID Card○ Skill Upgradation○ Toolkit Incentive○ Credit Support○ Incentive for Digital Transactions○ Marketing Support				
PC 4.	List the 18 trades covered under the scheme				
Benefits under PM Vishwakarma Scheme					10
PC 5.	Importance of the PM Vishwakarma Certificate and ID Card, emphasizing their role in giving artisans a unique identity and validating their skills and legacy				
PC 6.	Highlight the core aim of Basic Training to enable the Vishwakarmas to improve their skill levels through exposure to modern tools and best practices, designs, introduction to the larger value chain of the sector; digital, financial, and soft skills; and imbibed with marketing and entrepreneurial knowledge				

S. No.	Performance Criteria	Assessment Criteria			
		Theory Marks	Practical Marks	Project Marks	Viva Marks
PC 7.	Discuss the importance of digital and financial literacy in today's era and how these open new avenues				
PC 8.	Offer insights into the various ways the 1 lakh loan can be utilized for buying advanced tools, attending specialized workshops, or setting up a small workspace				
PC 9.	Highlight the core aim of Advanced Training: discuss the transition from an artisan to an entrepreneur, hands-on training on advanced tools				
PC 10.	Discuss the option for availing 2 lakh loan and the potential areas of its investment				
PC 11.	Discuss the importance of self-assessment: to check their achievements against the identified goals and upskill to stay updated in one's craft and business				
PC 12.	Understand the credit and market support provided under the scheme				
Processes and Procedures					5
PC 13.	Discuss the complete application procedure, including where and how to apply				
PC 14.	Explain how the scheme will reach out to them for various skill-enhancing opportunities.				
PC 15.	Elaborate on market support				

S. No.	Performance Criteria	Assessment Criteria			
		Theory Marks	Practical Marks	Project Marks	Viva Marks
PC 16.	The Scheme envisages to incentivize digital transactions undertaken importance of digital transactions and the incentives they would receive for adopting this modern method				
PC 17.	List other Government schemes which may cater to their various requirements				
PC 18.	Facilitate linking the beneficiaries with the suitable exporters and traders operating under this sector				
Upskilling on working with the listed modern Tool- kit for Carpenter to perform operations using modern tools		20	70		10
Prepare the given power tool & safety gear for operation		10	25		5
PC 1.	Identify the key parts & materials for use of the Electric Planner and prepare for operation				
PC 2.	Identify the key parts & materials for use of the Electric Hand Cutter and prepare for operation				
PC 3.	Identify the key parts & materials for use of the Electric Hand Router and prepare for operation				
PC.4	Identify the key parts & materials for use of the Electric Hand Grinder and prepare for operation				
PC.5	Identify the key parts & materials for use of the Drill Machine Set and prepare for operation				
PC.6	Identify the key parts & materials for use of the F Clamp and prepare for operation				
PC.7	Organize the required safety gears as per the power tool to be operated				
Operate and maintain the given power tools		10	45		5
PC 8.	Operate the electric hand planer safely and demonstrate ways for its proper maintenance				

S. No.	Performance Criteria	Assessment Criteria			
		Theory Marks	Practical Marks	Project Marks	Viva Marks
PC 9.	Operate the electric hand cutter safely, and demonstrate ways for its proper maintenance				
PC 10.	Operate the electric hand router safely, and demonstrate ways for its proper maintenance				
PC 11.	Operate the electric hand grinder safely, and demonstrate ways for its proper maintenance				
PC 12.	Operate the drill machine safely, and demonstrate ways for its proper maintenance				
PC 13.	Operate different sizes of F Clamps safely, and demonstrate ways for its proper maintenance				
Digital Literacy		30	70		
Basics of using mobile phones (Feature phones and Smart Phones)		10	20		
PC 1.	Identify and name basic parts of a smart phone and feature phone				
PC 2.	Switch on and off the phone along with inserting sim card, charging the phone				
PC 3.	Configure phone settings such as setting passwords, saving and transferring contacts, adjusting display, volume, mobile data, hotspot, back up etc.				
PC 4.	Transfer data from one mobile to another, recharge phones				
PC 5.	Use camera features like photos and video recording and other features like dictation and voice recording				
PC 6.	Use of one phone number especially for government schemes, banking, Aadhar etc				
Using Basic Internet and mobile applications		10	30		
PC 7.	Installing and configure applications such as whatsapp, gmail, google maps, paytm and other social media applications such as facebook and you tube				
PC 8.	Using WhatsApp effectively				
PC 9.	Creating a gmail account				
PC 10.	Geo-tag your location your workshop/office location, shop				

S. No.	Performance Criteria	Assessment Criteria			
		Theory Marks	Practical Marks	Project Marks	Viva Marks
PC 11.	Setting up of account, and Upload and share content on social media like Facebook, You tube, Instagram, etc				
PC 12.	Use platforms for skilling and learning, including government portals				
PC 13.	Basics of Online Shopping and using digital payment modes such as Paytm, credit card etc				
Privacy and security related to Internet and Mobile Phone		10	20		
PC 14.	Identify and save oneself from cyber frauds				
PC 15.	Use social media appropriately and ethically				
PC 16.	Safeguard mobile phones and data by using passwords, not clicking on suspicious links and sharing data securely				
Financial Literacy					50
Importance of being financially literate					5
PC 1.	Understand simple financial terms such as payments, receipts, income, expenses, etc.				
PC 2.	Know about business related financial transactions for taking decisions				
PC 3.	Setting short term, medium term, and long-term financial goals				
PC 4.	Understand the importance of savings and expenses				
Process of opening and operating a bank account					10
PC 5.	Difference between savings and current account				
PC 6.	Process of opening a bank account				
PC 7.	Know-about required KYC documents like Aadhaar, PAN, GST, MSME certificate etc.				
PC 8.	Operate and manage bank accounts				
Applying and managing loans					10

S. No.	Performance Criteria	Assessment Criteria			
		Theory Marks	Practical Marks	Project Marks	Viva Marks
PC 9.	Understanding of secured and unsecured loans				
PC 10.	Process of applying for loans.				
PC 11.	Understanding the repayment schedule of the loan based on the interest rate and duration				
PC 12.	Impact of delayed payment of loan instalment				
Using Digital Tools for Receipts and Payments					10
PC 13.	Using UPI for digitally receiving and making payments				
PC 14.	Using QR Codes for digitally receiving and making payments				
PC 15.	Use internet and mobile banking for fund transfer and payment				
PC 16.	Perform transactions using ATM cum debit cards and credit cards, Rupay Card, etc.				
Selecting savings and insurance products					5
PC 17.	Explain different saving products				
PC 18.	Select appropriate saving products				
PC 19.	Explain different types of insurance plans and products				
Preparing and Maintaining Bahi- Khata (Book-keeping)					5
PC 20.	Creating accounts for Bahi- Khata (Book-keeping)				
PC 21.	Maintain Bahi-Khata				
PC 22.	Prepare income statement				
Awareness and prevention of financial frauds					3
PC 23.	Identify potential fraudulent transactions.				
PC 24.	Apply preventive measures to avoid financial frauds.				
Filing complaints on business related issues with appropriate authority					2
PC 25.	Reporting of fraud to the appropriate authority				
Marketing and Branding			30		20
Know the benefits of Marketing and Branding for Products and Services			15		5

S. No.	Performance Criteria	Assessment Criteria			
		Theory Marks	Practical Marks	Project Marks	Viva Marks
PC 1.	Give accurate meaning for branding, marketing, and sales				
PC 2.	Provide the reason for obtaining quality certifications like ISI mark, Agmark, and Hallmark				
PC 3.	Create photographs and videos that effectively represent the overall brand identity				
PC 4.	Use social media platforms effectively for marketing of products and services				
PC 5.	Select preferred social media, online or traditional marketing platforms/channel as per the needs of the customer				
PC 6	Include geotagged videos and pictures appropriately to enhance the advertisement's effectiveness				
PC 7	Design and develop printed marketing materials (pamphlets, brochures, banners) that are visually appealing and informative				
PC 8	Plan and implement promotional offers and campaigns customized to local festive seasons and special occasions				
Engaging with customers to establish long-term relationships			5		5
PC 9.	Maintain a well-groomed and presentable appearance and behavior				
PC 10.	Engage effectively with customers to gather information about their specific needs				
PC 11.	Identify and confirm customers' expectations				
PC 12.	Recognize the value of customer feedback in improving products and services				
PC 13.	Gather feedback from customers that will help in improving customer service				
PC 14.	Develop long term relationship with customers to increase business profitability				
PC 15.	Evaluate the effectiveness of incentive plans, deals, offers etc. in retaining and engaging customers				
Physical and Digital Marketplaces			10		5

S. No.	Performance Criteria	Assessment Criteria			
		Theory Marks	Practical Marks	Project Marks	Viva Marks
PC 16.	Conduct market research to identify marketplaces relevant to the products and services				
PC 17.	Define the terms Physical and Digital marketplace				
PC 18.	Give the benefits of setting up shops, and stalls in events like melas, exhibitions, trade shows, etc.				
PC 19.	Demonstrate the process of registering and listing the products or services on the digital marketplaces				
PC 20.	Use of social media platforms effectively for the sale of goods and services				
Benefits of doing business collectively					5
PC 21	Identify the benefits of collectively doing Business				
PC 22.	Apply the best practices of the organizations like “Amul”, “Lijjat”, “Javed Habib” etc. for coming together to produce a product or service and help people get out of poverty				
PC 23.	Give an overview on these success stories that has helped these companies succeed, grow, and remain in business				
Self-Employment		30	70		
Introduction to Self-Employment		5	5		
PC 1.	Explain the meaning of self-employment and its benefits				
PC 2.	Identify and categorize various types of self-employments				
Making a plan for small business		10	20		
PC 3.	Create a plan for a small business with defined goals, customers, costs, competitors, resource utilization etc.				
PC 4.	Develop a cost sheet planning the utilization of INR 1 Lakh loan amount to start their business and the roadmap ahead.				
PC 5.	Summarize the legal pre-requisites set by the local authority for starting and operating a small business.				
Managing and expanding business		10	30		

S. No.	Performance Criteria	Assessment Criteria			
		Theory Marks	Practical Marks	Project Marks	Viva Marks
PC 6.	Manage effectively and efficiently various resources such as money, labour, raw materials, tools and machinery, etc. using the loan fund and mitigate risks.				
PC 7.	Develop ways to increase sales, maintain quality of products and services and healthy customer relations.				
Knowing Government schemes and using ecommerce platforms		5	15		
PC 8	Identify various relevant Government schemes for small businesses and self-employed individuals and explain their terms and conditions.				
PC 9.	List various e-commerce platforms such as on ONDC, Amazon, Flipkart, India Mart, Urban Clap, Yes Madam, etc. and register as vendor on the same.				
Grand Total Marks		80	240	0	100

Section 4: Trainers & Assessors

1.	Trainer's Qualification and experience in the relevant sector (in years)	<p>Domain Trainer:</p> <ul style="list-style-type: none"> a) <i>ITI Instructors from Directorate General of Training (DGT) ecosystem who have preferably worked in the industry and have technical know-how about the operations of the modern listed tools in relevant trades</i> b) <i>Certified trainers from the NCVET recognized Awarding Bodies</i> c) <i>Working professionals from the industry or clusters who have good knowledge and experience about the working/ operations of the listed modern tools in the relevant trades</i> <p>Life Skills Trainer:</p> <ul style="list-style-type: none"> a) <i>ITI Instructors from Directorate General of Training (DGT) ecosystem*</i> b) <i>Certified trainers from the recognized Awarding Bodies*</i> <p>*Mandatory Training of Trainers (ToT) of existing certified trainers on employability and entrepreneurship skills modules</p> <p>District-wise list of trainers/ Assessors is to be identified and made available</p>
2.	Assessor's Qualification and experience in relevant sector (in years)	<p>Assessor:</p> <ul style="list-style-type: none"> a) <i>Certified Assessors of the recognized Assessment Agencies</i> b) <i>Certified trainers may also get certified as an Assessor to conduct assessments in relevant trades (A Trainer can also act as an Assessor for a different location)</i>

Annexure: Acronym and Glossary

Acronym

Acronym	Description
AA	Assessment Agency
AB	Awarding Body
NCrF	National Credit Framework
NOS	National Occupational Standard(s)
NQR	National Qualification Register
NSQF	National Skills Qualifications Framework
FFSC	Furniture and Fittings Skill Council
CAD	Computer Aided Design

Glossary

Term	Description
National Occupational Standards (NOS)	NOS define the measurable performance outcomes required from an individual engaged in a particular task. They list down what an individual performing that task should know and also do.
Qualification	A formal outcome of an assessment and validation process which is obtained when a competent body determines that an individual has achieved learning outcomes to given standards
Qualification File	A Qualification File is a template designed to capture necessary information of a Qualification from the perspective of NSQF compliance. The Qualification File will be normally submitted by the awarding body for the qualification.
Sector	A grouping of professional activities on the basis of their main economic function, product, service or technology.

Annexure: Marketing and Branding

Exercises for the Participants

Objective: To make participants assimilate the concepts taught and demonstrate the learning.

Time and Task: About 2 hours can be spent on first explaining the concept of value along with its elements and then perform the exercise. If the participants are literate trainer can ask them to write down points on papers. If the participants are dominantly illiterate then trainer can help them by writing down the points shared on board.

Creating Value Table

Table-1: Value: {(benefits + Returns) – (Costs + Risks)}

All the elements given of value are to be defined from consumer's perspective. Benefits that the customers will receive because of the craftsperson's work. Returns, i.e., long term benefits that customers will receive. Costs are the payments (monetary and non-monetary) incurred by customers in availing the service or purchasing the product made by craftsperson. Risks to be avoided by customers by purchasing the product or service given by the concerned craftsperson. Overall customer's perspective is to be talked about in this exercise.

Benefits	Returns	-	Costs	Risks
- Functional	- Rent		- Monetary (Acquisition; Possession; Usage)	- Financial
- Emotional (bonding)	- Income			- Time
- Social (Recognition)			- Time & Energy	- Psychological
- Experiential (Design; Service; Brand)			- Psychological	

Each craftsperson should be able to learn the importance of communicating the value that his / her profession offers to the customers. Generally, it is observed that craftsmen have some idea about the value they contribute, but is not clearly articulated. The aim of this exercise is to make the knowledge of craftsperson explicit in terms of their value contributions. Table-1 is a generic descriptive table which explains the sub-components of the elements of value. This is for trainer's understanding. It is expected that the trainer would use the given tables customized for the concerned crafts. This is to make the craftsperson come up with the value they are creating for the customers.

Carpenter

The following points are only indicators for the trainer. S/he is expected to make the participants speak and bring out as many points as possible.

Benefits	Returns	Costs	Risks
<ul style="list-style-type: none"> - Furniture and wood products that are suitable for the purpose. - Furniture and wood products made within budgets. - Furniture and wood products for all types of activities. - Well-conceived designs to ensure safety. - Anytime repair to increase longevity. 	<ul style="list-style-type: none"> - Furniture and wood products will last a life time. - It can be passed on to next generation. - It can help you earn better income. 	<ul style="list-style-type: none"> - Reasonable price as per the design of the boat. - Maintenance will not be expensive. - Regular upkeep will be done at suitable price. - Timely service to ensure no disruption in your work. 	<ul style="list-style-type: none"> - Need not worry about money spent. - Timely delivery and repair / maintenance. - Rest assured of the quality of craftsmanship.

Benefits	Returns	Costs	Risks
<ul style="list-style-type: none">- Eco-friendly products at reasonable prices.- Low maintenance.- Easy maintenance.- Easily available in all places.- Made keeping convenience in mind.	<ul style="list-style-type: none">- Last for reasonable time.- Feel good factor in using the product.- Environmental friendliness.- Good name in the society for using eco-friendly products.	<ul style="list-style-type: none">- Affordable pricing for all segments of society.- Easy to acquire, maintain and dispose.- No need for maintenance.- Worry free products.	<ul style="list-style-type: none">- Avoid risk of using plastic products.- Avoid risk of disposal issues.